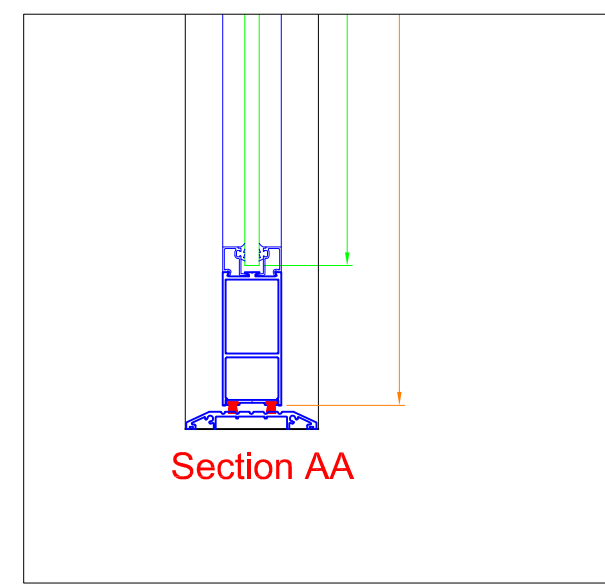
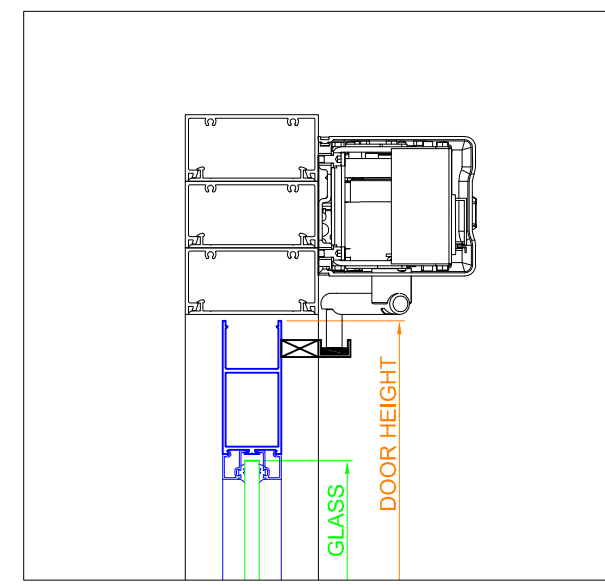
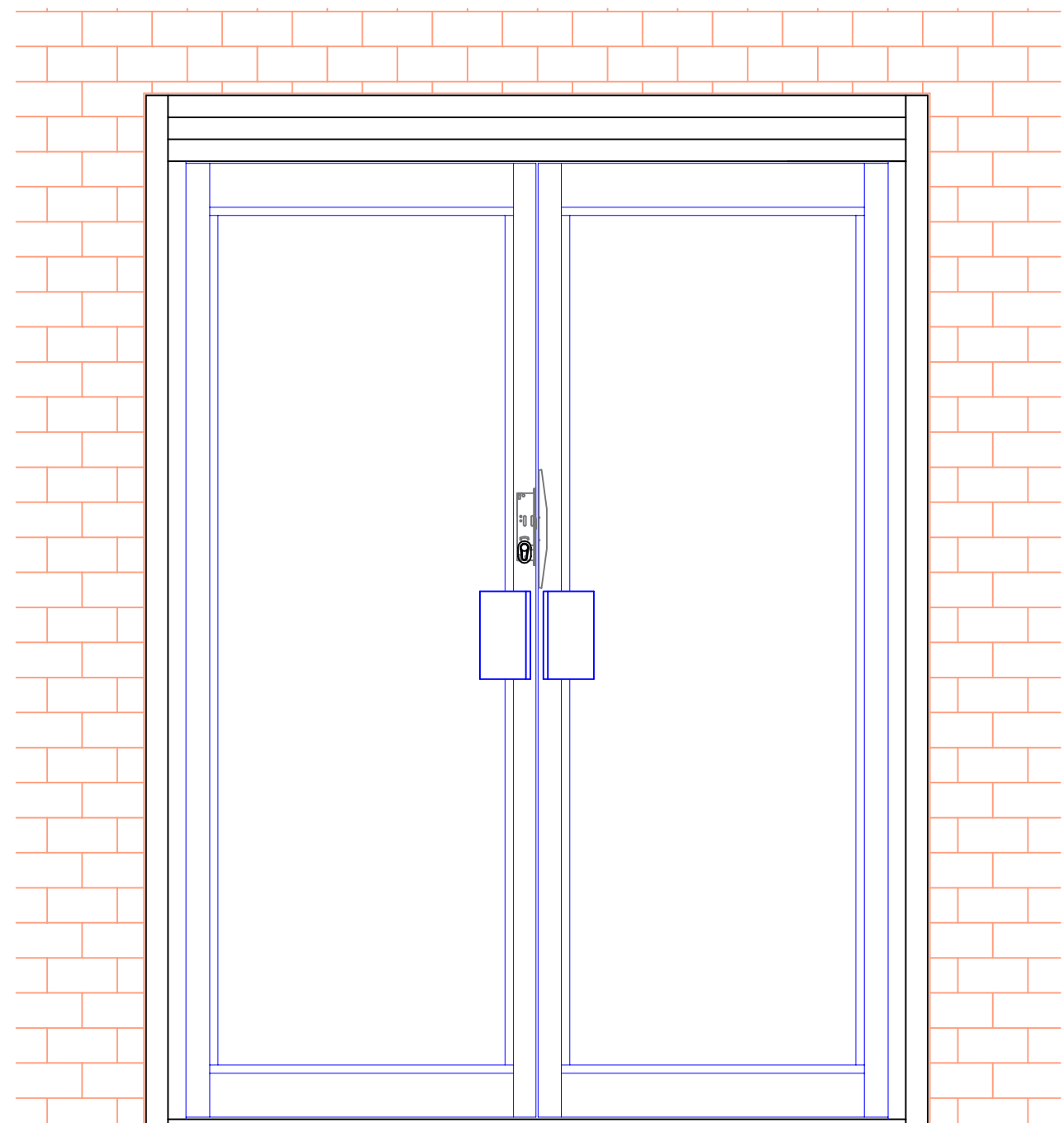


AUTO DOUBLE SWING DOOR (SINGLE GLAZED)



Specification

Framing : DSS range of non-thermally broken shop front sections
 Finish - PPC RAL TBC
 Door leaf fitted with 1No. Euro-profile manual hook lock.
 Door Glass:- 6.4mm Clear Laminated Safety Glass
 Note : Manifestations to full height glazing to comply with current Building Regulations by others

Auto Specification

2No.. FAAC 950 Fully Automatic Swing operator C/W slide arms
 PIR sensor activation (eagle one)
 Top Rail safety sensors (1No. long, 1No. short)
 The doors will open on activation from the fire alarm or mains power failure.
 Note : A normally open volt free fire alarm contact to within 1m of opening will be required and final connection to be by others.

Customer Obligation

To provide 1No.. designated 240V switched, fused, illuminated spur to within 1m of opening for each door operator. Provide a normally open volt free fire alarm contact to within 1m of opening.
 All to be confirmed as installed prior to our arrival on site. Please note we will require unimpeded access to works location.
 All automatic door work to be carried out by an ADSA accredited engineer to BS7036:1996

Drawing For Approval



Job: _____
 Client: _____
 Dwg. Title: **Auto Double Swing Door**
 Drawn by: BW Job No: - Dwg. No: _____
 Scale: NTS Revision: - -
 Date: _____

Required for drawing approval
 Print : _____
 Sign : _____
 Date : _____